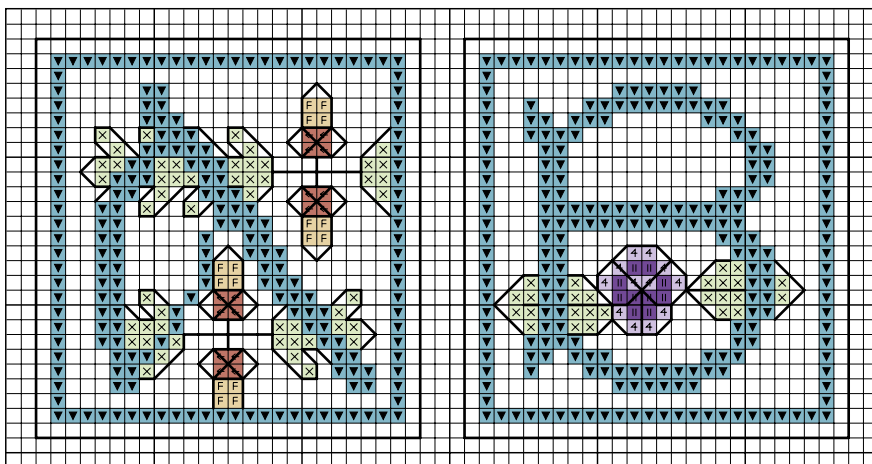





Inspired by paintings and embroideries of the Elizabethan period, this alphabet is reminiscent of antique blackwork.

Designed by Susan Penny

Elizabethan Alphabet



This bookmark and gift bag were stitched on 28 count evenweave fabric using DMC stranded cotton, working each stitch on the chart over 2 threads of fabric. To make the gift bag, sew two rectangles of fabric together, turning over the top edge to neaten. For the bookmark, after stitching the letters cut two rectangles from the fabric, with a point at one end. Stitch round the outer edge leaving a small gap for turning. Turn through the gap, then sew up and decorate.




Cross stitch in 2 strands

- | | | | |
|-----|--|-----|--|
| 151 | | 369 | |
| 155 | | 407 | |
| 164 | | 422 | |
| 210 | | 727 | |

- | | | | |
|------|--|------|--|
| 739 | | 3753 | |
| 932 | | 3779 | |
| 3047 | | 3822 | |
| 3325 | | 3841 | |

Backstitch in 1 strand

- | | |
|-----|--|
| 310 | |
|-----|--|



Cross stitch in 2 strands

- 151
- 155
- 164
- 210

- 369
- 407
- 422
- 727

- 739
- 932
- 3047
- 3325

- 3753
- 3779
- 3822
- 3841

Backstitch in 1 strand

- 310